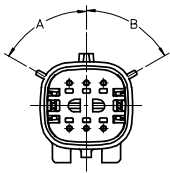
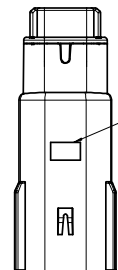
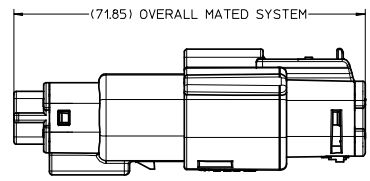


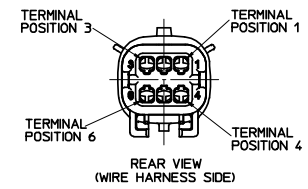
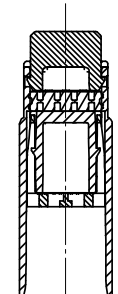
ASSEMBLY PART NUMBER	COLOR	KEYING OPTION	DIMENSIONS (DEGREES)		CAVITY TYPE & STATUS (X = PLUGGED)					
			A	B	1	2	3	4	5	6
33482-0601	BLACK	A	60	60						
33482-0602	LT.GRAY	B	25	60						
33482-0603	BROWN	C	60	25						
33482-0604	GREEN	D	25	25						
33482-0605	CUSTOM	TBD								
33482-0606	BLACK	A	60	60			X			
33482-0607	LT.GRAY	B	25	60			X			
33482-0608	BROWN	C	60	25			X			
33482-0609	GREEN	D	25	25			X			
33482-0610	CUSTOM	TBD					X			
33482-0611	BLACK	A	60	60			X	X		
33482-0612	LT.GRAY	B	25	60			X	X		
33482-0613	BROWN	C	60	25			X	X		
33482-0614	GREEN	D	25	25			X	X		
33482-0615	CUSTOM	TBD					X	X		
33482-0616	BLACK	A	60	60						
33482-0617	BLACK	A	60	60	X					
33482-0618	BLACK	A	60	60					X	X
33482-0619	BLACK	A	60	60	X	X	X	X	X	X
33482-0620	BLACK	A	60	60	X	X	X	X	X	X
33482-0621	BLACK	A	60	60	X				X	X
33482-0622	BLACK	A	60	60					X	X



KEYING OPTION
SEE TABLE
SCALE 2:1



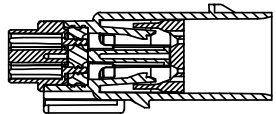
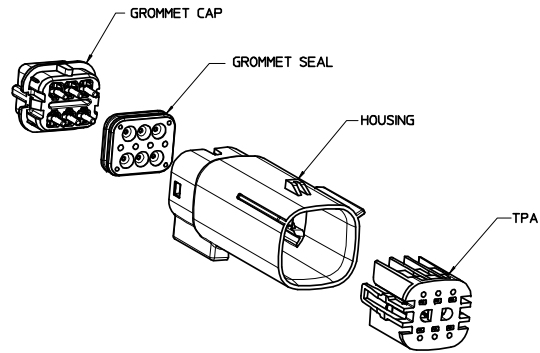
OPTIONAL TRACEABILITY
INFORMATION LOCATED IN
THIS AREA



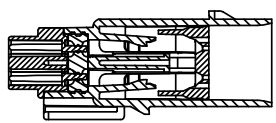
REAR VIEW
(WIRE HARNESS SIDE)



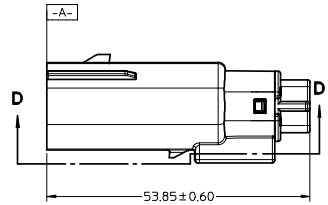
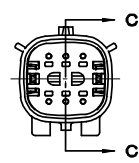
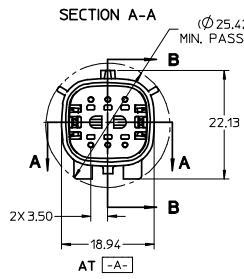
SCALE 1:1



SECTION B-B
(BLADE SHOWN IN FULL-LOCK POSITION)
SEE NOTE 2



SECTION C-C
(BLADE SHOWN IN PRE-LOCK POSITION)
SEE NOTE 2



SECTION D-D

NOTES: UNLESS OTHERWISE SPECIFIED

- DESIGNED TO MATE WITH RECEPTACLE HOUSING ASSEMBLY SPECIFIED IN MOLEX CHARTED DRAWING SD-33472-061.
- ASSEMBLY SHIPPED WITH BLADE INSERT IN PRE-LOCK POSITION (SEE SECTION D-D PRE-LOCK). UPON FULL TERMINAL ASSEMBLY, EACH BLADE INSERT MUST BE SNAPPED INTO ITS FINAL-LOCK POSITION.
- FOR BLADE TERMINALS TO BE USED WITH THIS ASSEMBLY, SEE DRAWING SD-33000-001.
- SYSTEM TO BE USED WITH WIRE WITHIN DIAMETER RANGE OF 1.5mm TO 2.5mm.
- MATERIAL: SPS/NYLON BLEND, 20% GLASS FILLED.
- SHALL CONFORM TO PACKAGING SPECIFICATION PK-30907-811.
- SHALL CONFORM TO PRODUCT SPECIFICATION PS-33472-000.

REDRAWN IEC NO. UAU2008-0718 DRAWN/DORFF/THS 2008/05/28 CHKD/SVERZYL 2008/05/29 APPR/SMARCEAU 2008/05/29	QUALITY SYMBOLS ▽=0 ▽=0	GENERAL TOLERANCES (UNLESS SPECIFIED) mm INCH		DIMENSION STYLE MM ONLY	SCALE 2:1	DESIGN UNITS METRIC	THIRD ANGLE PROJECTION
		4 PLACES ±.--- ±.--- 3 PLACES ±.--- ±.--- 2 PLACES ±0.10 ±.--- 1 PLACE ±0.3 ±.---	4 PLACES ±.--- ±.--- 3 PLACES ±.--- ±.--- 2 PLACES ±0.10 ±.--- 1 PLACE ±0.3 ±.---	DATE 06-17-02	DATE 06-17-02	DATE 06-17-02	DATE 06-17-02
DRAFT WHERE APPLICABLE MUST REMAIN WITHIN DIMENSIONS		MATERIAL NO. AS NOTED		DOCUMENT NO. SD-33482-061		SHEET NO. 1 OF 1	